


# Lava cake

## *pumpkin spice*



The slow and steady end of summer is only made more bittersweet once all of the fall-flavoured foods start hitting store shelves and restaurant menus. And then we're living in pumpkin spiced world for months until Christmas. But now you can embrace this season and also indulge the **glorious pumpkin lava cakes!**

These flavourful lava cakes are **a perfect autumn dessert treat**. The orange coloured cake is airy and has a rich pumpkin taste while the centre is **a creamy and smooth pumpkin filling**. A dash of pumpkin spice was added to create the perfect fall treat.


These lava cakes can be prepared **quickly without thawing**. When you heat them, the kitchen will smell amazing. And also the orange colour looks stunning! The perfect dessert to enjoy with friends and family. So even if halloween might sound scary, this pumpkin lava cakes takes your Halloween treats to **a delicious, and surprising fun level**.



### *Specifications*

H: 3,4 - 3,6 cm


Ø: 6,3 - 6,5 cm

 : 90 g

# Preparation

We advise to prepare the product in frozen condition. Remove the paper cup before heating. All cooking appliances vary. This is a guide only.

OVEN  
17 min  
200 °C



MICROWAVE  
1 min  
800 W



# Conservation

❄️ -18 °C

After defrosting, possible to store in the fridge (max. +7 °C) for max. 10 days. Do not refreeze after defrosting.

# Packaging

